



# TECHRIS LMS

*ONLINE EDUCATION SOLUTION*

# FEATURES

## Admin Login

- ❑ Dashboard
- ❑ Add Classes/Sections/Subjects
- ❑ Add Teacher & assign Classes
- ❑ Add Parent with their Children
- ❑ View Attendance
- ❑ Track Teachers via Log
- ❑ Track Parent/Student via Log
- ❑ Reports

## Teacher Login

- ❑ Dashboard
- ❑ Add Pre-Recorded Lectures
- ❑ Add PDF as a Lecture
- ❑ Add Assignments
- ❑ Download Answer sheets
- ❑ Create Live Sessions
- ❑ Host Live Sessions
- ❑ Reply on Chat Messages

## Parent/Student Login

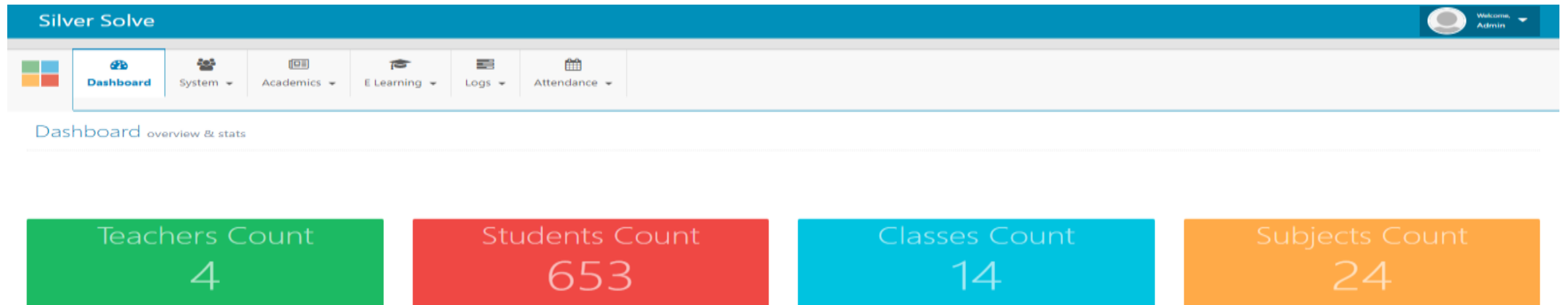
- ❑ Dashboard
- ❑ View Pre-Recorded Lectures
- ❑ View & Download Assignments
- ❑ Upload Answer Sheet
- ❑ View Live Sessions
- ❑ Join Live Sessions
- ❑ Message Sent to Teacher
- ❑ Reply on chat Messages



# ADMIN LOGIN

# ADMIN LOGIN

## ► DASH BOARD



# ADMIN LOGIN

## ► Add Classes/Sections/Subjects

Silver Solve Welcome, Admin

Dashboard System **Academics** E Learning Logs Attendance

Home > Academics > Classes Save Record Back

Class

Section

Subject  Add Another

Remove

# ADMIN LOGIN

## ► Add Teacher & Assign Classes/Subjects

Silver Solve Welcome, Admin

Dashboard System Academics E Learning Logs Attendance

Home > App > add\_teacher Rectangular Snip Save Record Back

Name

Email

Password

Class

Class	Section	Subject	Action
I		General Science	<input type="button" value="⊞"/>

# ADMIN LOGIN

## ► Add Parents with Children

Silver Solve Welcome, Admin

Dashboard System Academics E Learning Logs Attendance

Home > Elearning > Elearning\_user Save Record Back

Name

Family Code

Password

Student   Add Another

Student Name	Class	Action
Kamran	III	
Faizan	V	

# ADMIN LOGIN

## ► View Attendance

Student Attendance

Please Select Class  Please Select Month  2020

Show  entries

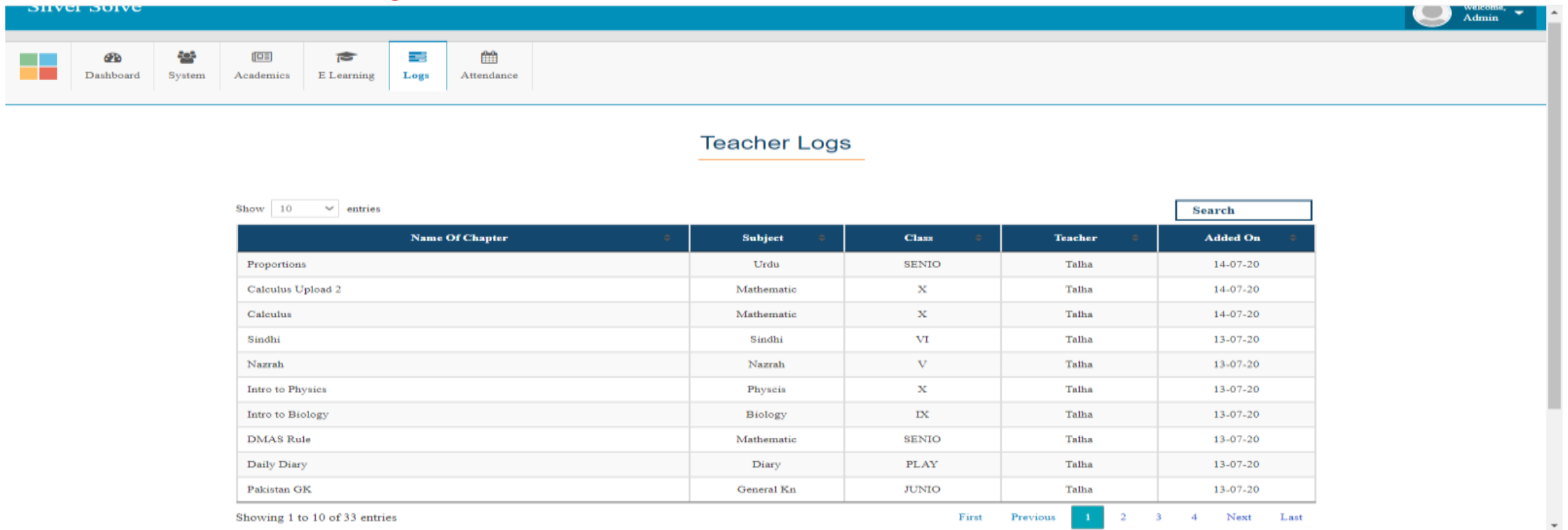
Student Name	Class	Month	Year	Lectures Uploaded	View	%
AAMINA (Chandio)	I	July	2020	2	0	0%
AAYAN (Imran)	I	July	2020	2	0	0%
ABDUL AHAD	I	July	2020	2	0	0%
ABDUL HADI	I	July	2020	2	0	0%
ABDUL HASEEB	I	July	2020	2	0	0%
ABDUL MOEED	I	July	2020	2	0	0%
ABDUL SAMAD	I	July	2020	2	0	0%
ABDUL WAHID	I	July	2020	2	0	0%
ABDUR REHMAN (Shahzad)	I	July	2020	2	0	0%
ABLEENA	I	July	2020	2	0	0%

Showing 1 to 10 of 126 entries        ...



# ADMIN LOGIN

## ► Track Teacher via Log



The screenshot displays the Silver Solve Admin Dashboard. The top navigation bar includes a user profile for 'waleem, Admin'. The main menu contains icons for Dashboard, System, Academics, E Learning, Logs (selected), and Attendance. The central content area is titled 'Teacher Logs' and features a table with 5 columns: Name Of Chapter, Subject, Class, Teacher, and Added On. The table lists 10 entries, all by 'Talha'. A search box is located above the table. At the bottom, there is a pagination control showing 'Showing 1 to 10 of 33 entries' and navigation buttons for 'First', 'Previous', '1', '2', '3', '4', 'Next', and 'Last'.

Name Of Chapter	Subject	Class	Teacher	Added On
Proportions	Urdu	SENIO	Talha	14-07-20
Calculus Upload 2	Mathematic	X	Talha	14-07-20
Calculus	Mathematic	X	Talha	14-07-20
Sindhi	Sindhi	VI	Talha	13-07-20
Nazrah	Nazrah	V	Talha	13-07-20
Intro to Physica	Physcia	X	Talha	13-07-20
Intro to Biology	Biology	IX	Talha	13-07-20
DMAS Rule	Mathematic	SENIO	Talha	13-07-20
Daily Diary	Diary	PLAY	Talha	13-07-20
Pakistan GK	General Kn	JUNIO	Talha	13-07-20

# ADMIN LOGIN

## ► Track Parents via Log

Silver Solve Welcome, Admin

Dashboard System Academics E Learning **Logs** Attendance

### User Activity Logs

Show 10 entries

Name	Role	Family Code	Activity	Time	Date
silver solve	Parent	#01522	User Logged Out	06:33:36	17-07-2020
silver solve	Parent	#01522	User Logged In	06:20:55	17-07-2020
silver solve	Parent	#01522	User Logged Out	08:36:10	16-07-2020
silver solve	Parent	#01522	Test 1 Of Class RECEPTION Browsed Lectures	08:35:57	16-07-2020
silver solve	Parent	#01522	Viewed Children	08:34:57	16-07-2020
silver solve	Parent	#01522	User Logged In	08:27:31	16-07-2020

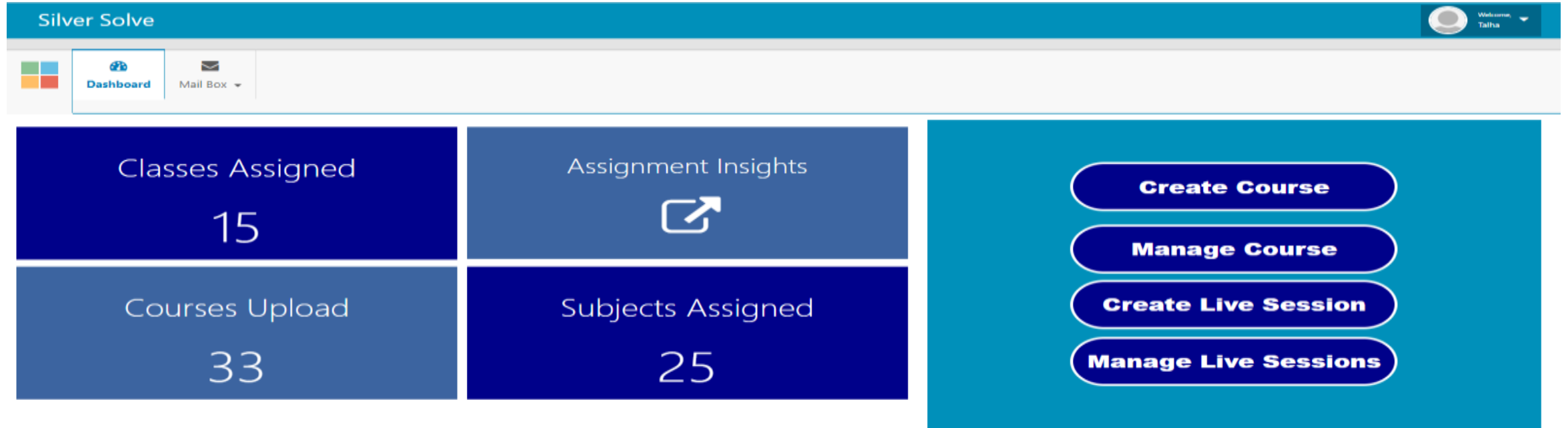
Showing 1 to 6 of 6 entries [First](#) [Previous](#) **1** [Next](#) [Last](#)



# TEACHER LOGIN

# TEACHER LOGIN

## ► Dashboard



The screenshot shows the Silver Solve dashboard for a teacher. At the top, there is a blue header with the Silver Solve logo on the left and a user profile on the right labeled 'Welcome, Talha'. Below the header is a navigation bar with 'Dashboard' and 'Mail Box' options. The main content area is divided into four data cards: 'Classes Assigned' (15), 'Assignment Insights' (with a share icon), 'Courses Upload' (33), and 'Subjects Assigned' (25). To the right of these cards is a large blue panel with four action buttons: 'Create Course', 'Manage Course', 'Create Live Session', and 'Manage Live Sessions'.

Metric	Value
Classes Assigned	15
Courses Upload	33
Subjects Assigned	25

- Create Course
- Manage Course
- Create Live Session
- Manage Live Sessions

# TEACHER LOGIN

## ► Add Pre-Recorded or PDF Lecture

Silver Solve Welcome, Talha

Dashboard Mail Box

Home > Courses > create\_course Save Record Back

Class	<input type="text" value="I"/>				
Subject	<input type="text" value="English Grammar"/>				
Chapter	<input type="text" value="Introduction to Grammar"/>				
Content	<table><thead><tr><th>Type</th><th>Content</th></tr></thead><tbody><tr><td><input type="text" value="Please Select Content Type"/> PDF file Youtube Link</td><td><input type="button" value="Choose File"/> No file chosen</td></tr></tbody></table>	Type	Content	<input type="text" value="Please Select Content Type"/> PDF file Youtube Link	<input type="button" value="Choose File"/> No file chosen
Type	Content				
<input type="text" value="Please Select Content Type"/> PDF file Youtube Link	<input type="button" value="Choose File"/> No file chosen				
Assignment	<input type="button" value="Choose File"/> No file chosen				

# TEACHER LOGIN

## ► Create Live Session

Silver Solve Welcome, Talha

Dashboard Mail Box

Home > Live\_session

Show 10 entries













Class	Subject	Session Date	Start Time	End Time	Host Class	Status	Action
I	Computer	17-07-20	8:10pm	8:30pm	<a href="#">Host Class</a>	Live	<a href="#">⚙️</a>
I	Computer	16-07-20	11:20pm	11:22pm	<a href="#">Host Class</a>	Expired	<a href="#">⚙️</a>
I	Computer	06-07-20	11:39am	6:00pm	<a href="#">Host Class</a>	Expired	<a href="#">⚙️</a>
I	Computer	02-07-20	8:24pm	8:26pm	<a href="#">Host Class</a>	Expired	<a href="#">⚙️</a>

Showing 1 to 4 of 4 entries First Previous 1 Next Last



# TEACHER LOGIN

## ► Chat Messages

The screenshot displays a web application interface for a teacher's mailbox. At the top, there are navigation tabs for 'Dashboard' and 'Mail Box'. A 'Mailbox' sidebar on the left contains 'Inbox' and 'Sent' folders. A 'Message Preview' window is open, showing a message with the content 'ABC' and 'Message \*' above it. Below the preview are 'Reply' and 'Close' buttons. The main area shows a list of messages with columns for 'Date' and 'Action'. The messages are as follows:

	Date	Action
	17-07-20	 
	15-07-20	 
	15-07-20	 
	15-07-20	 
	15-07-20	 
	15-07-20	 

Below the message list, a detailed view of a message is shown. The sender is 'TASBEEHA JAMAL'. The message content is: 'orem Ipsum is simply dummy text of the printing and typesetting industry. Lorem Ipsum has been the industry's standard dummy text ever since the 1500s, when an unknown printer took a galley of type and scrambled it to make a type specimen book. It has survived not only five centuries, but also the leap into electronic typesetting, remaining essentially unchanged. It was popularised in the 1960s with the release of Letraset sheets containing Lorem Ipsum passages, and more recently with desktop pu'. Below this, there is a table with the following data:

test 1	RECEPTION	TEST	15-07-20	 
--------	-----------	------	----------	---



# PARENT LOGIN



# PARENT LOGIN

## ► Dashboard

 Silver Solve

[Home](#)

[E-Learning](#)

[Contact us](#)

LOGOUT

LECTURES



QUIZ



LIVE SESSIONS



MAIL



[Home](#)

[E-Learning](#)

[Contact us](#)



Copyright © 2020

Silver Solve

# PARENT LOGIN

► View Pre Recorded Lectures

 Silver Solve

[Home](#)

























[E-Learning](#)

[Contact us](#)

LOGOUT


## Lectures of Class I

Show  entries

Name Of Chapter	Subject	Teacher	Added On	Action
Latest PDF	English Grammar	Talha	17-07-20	  
Introduction to Arts	Arts	Talha	13-07-20	  
Introduction to Harware	Computer	Talha	03-07-20	  
GK	General Knowledge	Talha	30-06-20	  
DATE TEST	Please Select Subject	Talha	25-06-20	  
TESTING LOADING	Computer	Talha	25-06-20	  
ARTS____TEST	Arts	Talha	18-06-20	  
XXXXXXXXXXXXXXXXXXXXXXXXXXXXXXXXXXXX	General Science	Talha	18-06-20	  

# PARENT LOGIN

## ▶ View/Join Live Sessions

 Silver Solve

[Home](#) [E-Learning](#) [Contact us](#) [LOGOUT](#)

[Month](#) [List](#) [Download Zoom](#)

Show  entries


Subject	Added On	Start Time	End Time	Teacher	Status	Action
Computer	17-07-20	8:10pm	8:30pm	Talha	Live	<a href="#">Join Class</a>

Showing 1 to 1 of 1 entries

[First](#) [Previous](#) [1](#) [Next](#) [Last](#)

# PARENT LOGIN

## ► Chat Messages

 Silver Solve

[Home](#) [E-Learning](#) [Contact us](#) [LOGOUT](#)

### Mailbox

[Compose](#)

- [Inbox](#)
- [Sent](#)

### Write Message

[Send](#)

**Select Student \***

**Select Teacher \***

**Subject \***

**Message \***

[Home](#) [E-Learning](#) [Contact us](#) [f](#) [t](#) [in](#)

Copyright © 2020 | Silver Solve

# THANKYOU



FOR DEMO PLEASE CONTACT

TEL NO: +92-21-34182071

WHATS APP NO: +92-314-7619874

[www.silverssolve.com](http://www.silverssolve.com)